

FEI/EA Eventing Rules 2017

Reminders for all competitors new and existing rules.

Dress Code for Dressage and Showjumping

Article 538 DRESS

Article 538.1 GENERAL

Whilst riding in Competition, Athletes must ensure that long hair is tied and neat.

Article 538.1.1 PROTECTIVE HEADGEAR

NOTE NEW STANDARD for EQUESTRIAN AUSTRALIA

EA Headgear Requirements

As per the EA General Regulations, Article 122.2: Dress and Salute, the following will apply:

Except where Sport Rules allows otherwise, riders and drivers competing in an EA competition must wear an approved helmet with the chin strap fastened at all times. The same is recommended when riding a horse at any time.

It is the rider's responsibility to wear the approved standard. The club/organising committee's role is to take reasonable steps to ensure compliance with the rules by communicating the list of approved standards to their members/competitors when becoming a member or entering a competition.

Protective headgear must conform with one of the current approved safety standards:

- Current Australian standard AS/NZ 3838 (2006 onwards) provided they are SAI global marked.
- New Australian standard ARB HS 2012 provided they are SAI global marked
- Current American standards ASTM F1163 (2004a or 04a onwards) provided they are SEI marked, or SNELL E2001.
- Current British standard PAS 015 (1998 or 2011) provided they are BSI Kitemarked.
- Interim European Standard VGI (01.040: 2014-12) with or without BSI Kitemark.

BSI Kitemarked:



SAI Global marked:



SEI marked:

If your helmet is approved EN1384 (**the old standard no longer approved by EA**) BUT ALSO approved under another standard (PAS015, ASTM F1163, VG1, etc.) then it is "good to go"

Article 538.1.3 SPURS (NEW FOR 2017)

- a) General - Spurs are optional for all three Tests. Spurs capable of wounding a Horse are forbidden. Spurs must be of smooth material (metal or plastic). If there is a shank it must not be more than four centimetres long (the overall shank must be measured from the boot to the end of the spur) and must point only towards the rear. The end of the shank must be blunt to prevent wounding a Horse. If the shank is curved, the spurs must be worn only with

the shank directed downwards. Metal or plastic spurs with round hard plastic or metal knobs "Impulse spurs" and "Dummy spurs" with no shank are allowed.

- b) Rowel Spurs - Spurs with rowels are allowed in the three Tests and when practising/warming up. If they are used, rowels must be free to rotate and the rowel must be round and smooth (no tines allowed). For pony competition, rowel spurs are not allowed for all tests.

NOTE HORIZONTAL ROWELLED SPURS ARE NOW ALLOWED

Article 538.1.4 BOOTS

Boots worn during the Dressage and Jumping Tests (other than as part of regulation service dress) **must be black, brown or black with a brown top.**

EA538.1.4 CNC/CCN Boots

In all Tests, boots (other than as part of regulation service dress) must be black, brown or black with a brown top. They must either be long boots in one piece or a full grain smooth leather leg piece (on at least the exposed side of the gaiter) and leather boot. Chapettes (suede) are not permitted. Juniors may compete in jodhpurs and short boots.

PLEASE NOTE DRESS CODE FOR DRESSAGE AND SHOWJUMPING

Article 538.2 DRESSAGE TEST

Article 538.2.1 CIVILIAN

Hunting dress or uniform of a riding club; **white shirt and tie**; gloves; **white, fawn or cream breeches**; long riding boots (or short boots with matching full grain smooth leather chaps)

Stocks white or off white

EA 538.2.1 Civilian

Gloves are optional at Pre-Novice/105 and levels below. Helmets are not required to be the same colour as the coat at CNC, EvA105 and below events.

Article 538.3 CROSS COUNTRY TEST (NEW 2017)

Body protectors are compulsory for this Test, including when **schooling over Cross-Country fences, at any time.**

Article 538.4 JUMPING TEST

Article 538.4.1 CIVILIAN

Hunting dress or uniform of a riding club; **white shirt and tie; white, fawn or cream breeches**; boots are compulsory for this Test.

Article 541 ADVERTISING AND PUBLICITY ON ATHLETES AND HORSES

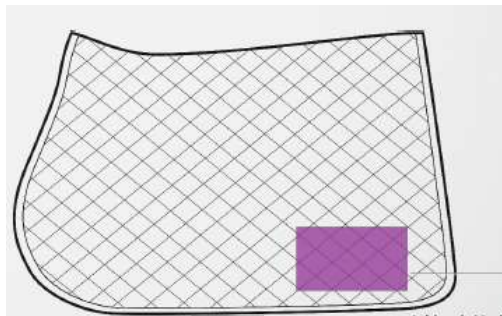
Article 541.1 IDENTIFICATION OF A NON SPONSOR MANUFACTURER

Only once per item of clothing, and/or equipment and solely on a surface area not exceeding: - three square centimetres (3 cm²) for clothing and equipment

Article 541.2 IDENTIFICATION OF A SPONSOR

While present in the Competition area and during the prize-giving ceremonies the name and/or logo of the Athlete's sponsor(s), his team sponsor(s) and/or his National Federation's sponsor(s) may appear on a surface area not exceeding:

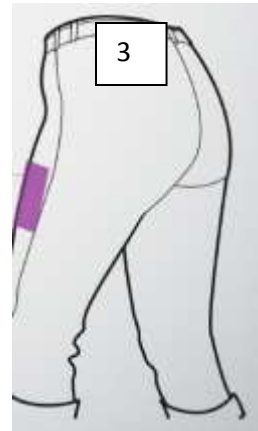
No	Item	Size	Location and Phase
1	Saddlecloth	200cm ² - including all sponsor logos	On each side of saddlecloth – All phases
2	Jacket/Top	80cm ²	On each side of Jacket/Top– Jumping and Dressage
3	Jodphur/Breeches	80cm ²	Lengthwise on Left Leg only – Cross Country and Jumping
4	Shirt Collar	16cm ²	On both sides of collar
5	Jacket /Top	200cm ² OR 100cm ²	On one arm only for Cross Country On each arm of jacket/top for Cross Country
6	Helmet	125cm ²	Vertical in middle of helmet for Jumping and Cross Country
7	Ear Hood	75cm ²	All phases



1



2




4/5



5



6



7

A TIMELY REMINDER TO ALL RIDERS

PLEASE WEAR APPROPRIATE FOOTWEAR WHEN PRESENTING FOR HORSE INSPECTIONS

Fully enclosed shoes preferably leather should be worn to prevent injuries from occurring.



LINKS TO EVENTING RULES.

EA National Eventing Rules:

<http://www.equestrian.org.au/eventing-rules>

FEI Eventing Rules:

<http://inside.fei.org/sites/default/files/2017%20Eventing%20Rules%2005%20December%202016%20-%20changes%20integrated.pdf>

FEI Tack and Equipment:

http://inside.fei.org/sites/default/files/2016%20Use%20of%20Tacks%20Equipment%20%26%20Dress%20-%202011%20Oct%202016_0.pdf

Enquiries:

Chris Wallis

Steward General – Eventing

Email: gcwallis@activ8.net.au